



# Nagpur Municipal Corporation, Nagpur Pradhan Mantri Awas Yojana – 2.0 User Manual – Application Form & Fee Payment



Hello User,

This comprehensive User manual for Nagpur Municipal Corporation (NMC) applicants under Pradhan Mantri Awas Yojana 2.0. User can follow the given steps for the smooth line application form submission & online payment.

## Eligibility Overview

PMAY 2.0 targets Economically Weaker Sections (EWS) without pucca houses. Key disqualifiers include owning any house in India or family income exceeding ₹3,00,000/- annually. Physically Handicapped applicants must provide certificate details. Applications are lottery-based post-submission and payment.

## Prerequisites

- Valid mobile number for OTP.
- Email (optional but recommended).
- Aadhaar linkage recommended for verification.
- Payment method: Net Banking, Debit/Credit Card, or UPI.
- Stable internet; use desktop for best experience.

## Step-by-Step Application Process

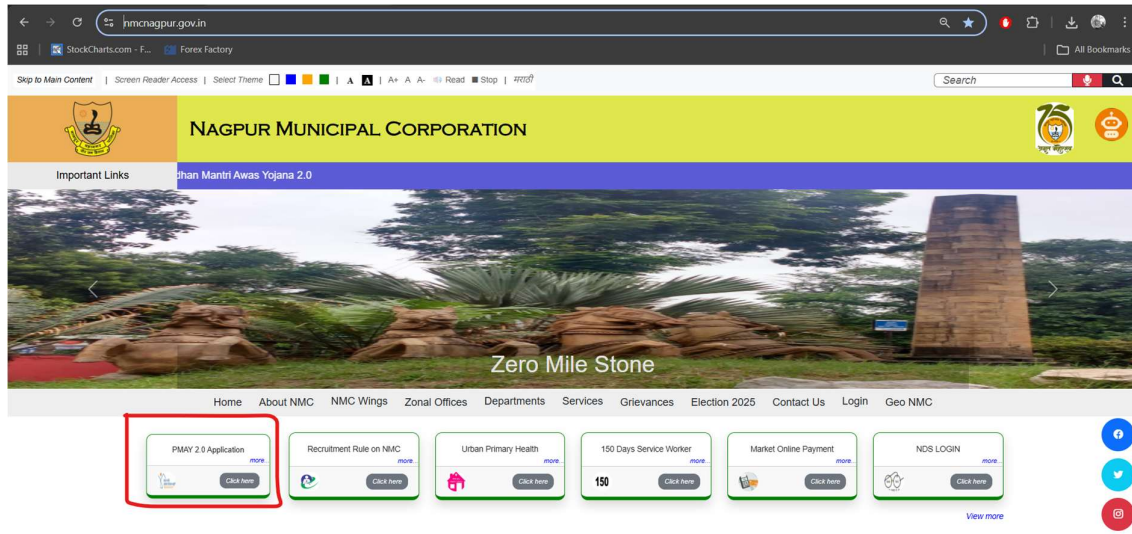
### 1. Access NMC PMAY Portal

Visit <https://nmcnagpur.gov.in/> and click "PMAY 2.0 Application Form," or go directly to <https://nmcnagpur.gov.in/PMAY/ws/user/login.do>. Bookmark for payment resumption if needed.

Please refer below given screen shot.



# Nagpur Municipal Corporation, Nagpur Pradhan Mantri Awas Yojana – 2.0 User Manual – Application Form & Fee Payment

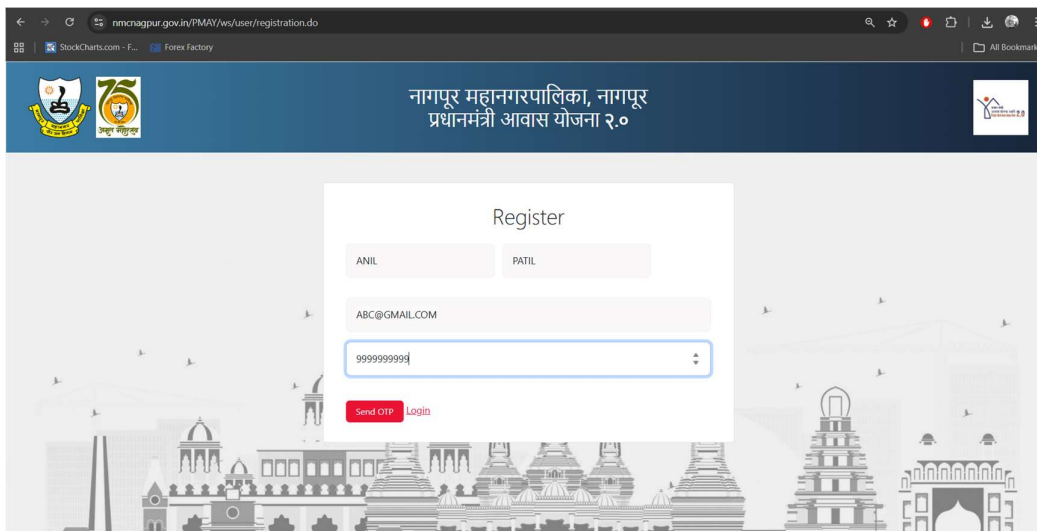


## 2. Register/Login with OTP

- Enter applicant's mobile number.
- Add email if available.
- Input 6-digit OTP sent to mobile.
- Click SUBMIT to verify and proceed.

Tip: OTP valid for 5 minutes; request resend if expired.

Please refer below given screen shot.





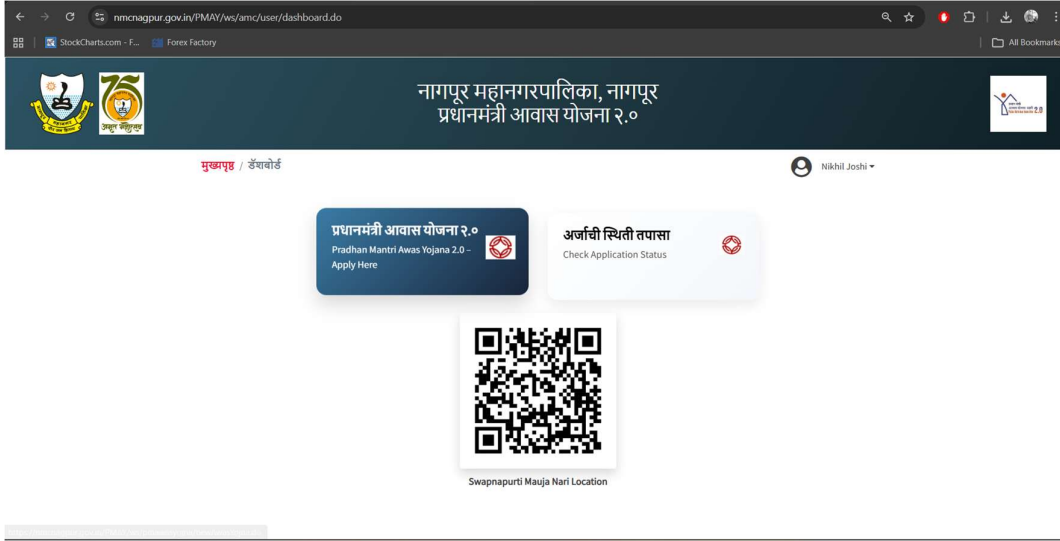
# Nagpur Municipal Corporation, Nagpur Pradhan Mantri Awas Yojana – 2.0 User Manual – Application Form & Fee Payment



## 3. Start New Application

After login, select "Apply Here" from dashboard. This opens the detailed form.

Please refer below given screen shot.



## 4. Fill Personal Details

Enter name, Aadhaar, address, family details. Crucial: Answer "No" to "Whether family owns any house anywhere in India" – "Yes" auto-rejects application.

Please refer below given screen shot.

### Bank Details (बँकेची माहिती)

Name of Bank (बँकेचे नाव) *	Bank Branch Name (ब्रँचचे नाव) *	Account Number (खाते क्र.) *	IFSC Code (आय.एफ.एस.सी. क्र.) *
<input type="text"/>	<input type="text"/>	<input type="text"/>	<input type="text"/>
No. of years of stay in this town/city (किती वर्षा पासून शहरात राहता) *	Person with Disability in Family (कुटुंबापैकी कोणी अंग आहे काय) *	Employment Status (रोजगार) *	Average Monthly Family Income of Households (Rs.) (कुटुंबाचे सरासरी मासिक कौटुंबिक उत्पन्न (रुपयामध्ये) *)
Select Duration	Select	Select	<input type="text"/>
Whether family owns any House anywhere in India ? (कुटुंबातील व्यक्तीपैकी च्या नावे भारतात पक्के घर आहे काय?) *	Whether beneficiary has taken loan from any Bank in last 10 years (लाभार्थ्याने गेल्या १० वर्षांत कोणत्याही बँकेकडून कर्ज घेतले आहे काय?) *	Location of Scheme (स्कीम चे ठिकाण) *	Applicant want to Applied For (अर्जदार अर्ज करू इच्छितो) *
Yes (होय)	No (नाही)	Select	<input type="radio"/> 1 BHK <input type="radio"/> 2 BHK

▲ Applicant is not eligible as family owns a house anywhere in India. Form submission has been disabled.



# Nagpur Municipal Corporation, Nagpur Pradhan Mantri Awas Yojana – 2.0 User Manual – Application Form & Fee Payment



## 5. Add Income and Physically Handicapped Details

- Specify average monthly family income (must be  $\leq$  ₹3,00,000 annually).
- For Physically Handicapped: Mandatory – Certificate No., Issue Date, Issuing Authority.

Warning: Income  $>$  ₹3,00,000 blocks submission.

Please refer below given screen shot.

**Bank Details (बँकेची माहिती)**

Name of Bank (बँकेचे नाव) *	Bank Branch Name (बँकेचे नाव) *	Account Number (खाते क्र.) *	IFSC Code (आय.एफ.एस.सी. क्र.) *
<input type="text"/>	<input type="text"/>	<input type="text"/>	<input type="text"/>
No. of years of stay in this town/city (किती वर्षा पासून येथे राहता) *	Person with Disability in Family (कुटुंबापैकी कोणी अंग आहे काय) *		
Select Duration	<input type="text" value="Yes (होय)"/>		
PWD Certificate No. *	Date Issued *	Issuing Authority *	
<input type="text"/>	dd----yyyy	<input type="text"/>	
Employment Status (रोजगार) *	Average Monthly Family Income of Households (Rs.) (कुटुंबाचे सरासरी मासिक कौटुंबिक उत्पन्न (रुपयामध्ये)) *	Whether family owns any House anywhere in India? (कुटुंबातील व्यक्तीपैकी च्या नावे भारतात पक्के घर आहे काय?) *	Whether beneficiary has taken loan from any Bank in last 10 years (लाभार्थ्याने गेल्या १० वर्षांत कोणत्याही बँकेकडून कर्ज घेतले आहे काय?) *
Select	<input type="text" value="300000"/> <small>Maximum limit is ₹300000 (Three Lakhs). Please enter valid amount.</small>	<input type="text" value="Yes (होय)"/>	<input type="text" value="No (नाही)"/>

## 6. Review Notes and Consent

Read scheme notes, terms, and consents carefully. Understand lottery selection process.

Please refer below given screen shot.

I, Son / Daughter / Wife of , aged \_\_\_ years, Occupation , resident of **Nagpur (नागपूर)**, with Aadhar No. , hereby declare that the information provided above is true and correct to the best of my knowledge and belief.

I fully understand the consequences of giving false information. If the information is found to be false, I shall be liable for prosecution and punishment under Indian Penal Code and / or any other law applicable thereto.

मी, शी यांचा मुलगा / मुलगी / पत्नी, वय \_\_\_ वर्षे, आधार क्रमांक , व्यवसाय , राहणार **Nagpur (नागपूर)**, याद्वारे घोषित करतो / करते की ,वरील सर्व माहिती खरी आहे.

सदर माहिती खोटी आढळून आल्यास, भारतीय दंड संहिता अन्वये आणि / किंवा संबंधित कायदानुसार माध्यमानुसार माझ्यावर खटला भरला जाईल व त्यानुसार मी शिक्षेस पात्र राहीन याची मला पूर्ण जाणीव आहे.

Place : Nagpur  
Name of Applicant :  
Date : 24/02/2026



# Nagpur Municipal Corporation, Nagpur Pradhan Mantri Awas Yojana – 2.0 User Manual – Application Form & Fee Payment



## 7. Submit Declaration

Tick Self-Declaration checkbox confirming details accuracy. Click "SAVE DETAILS." Form locks post-submission – no edits allowed.

Consent for Aadhar Authentication (आधार प्रमाणिकीकरणसाठी सहमती असल्याबाबत)

I hereby give my consent for Aadhar based authentication.

I, I hereby state that I have no objection in authenticating myself with Aadhar based authentic system and consent to providing my Aadhar number, Biometric and/or One Time Password (OTP) data for Aadhar based authentication for the purposes of availing benefits of owning a pucca house under **Pradhan Mantri Awas Yojana (Urban) [PMAY (U)]**.

I understand that the Aadhar Number, Biometrics and/or OTP I provide for authentication shall be used:

a. For authenticating my identity, and  
b. For de-duplication with other housing schemes like PMAY (Gramin), Rural Housing Interest Subsidy Scheme (RHSS), etc.

II. I understand that PMAY (Urban), Ministry of Housing and Urban Affairs, Government of India shall ensure the security and confidentiality of my personal identity data provided for the purpose of Aadhar based authentication.

III. I hereby declare that the information provided above is true and correct.

**Self-Declaration / स्व-घोषणा पत्र**  
As per MH GR No. 1614/345 dated 9<sup>th</sup> March 2015  
I / We hereby state and declare that I / We do not own a pucca house (an all-weather dwelling unit) either in my name or in the name of any member of my family in any part of India.  
मी / आम्ही याद्वारे घोषित करतो / करतो की, माझ्या किंवा माझ्या कुटुंबातील कोणत्याही व्यक्तीच्या नावे भारतात कुठेही पक्के घर नाही.  
I / We further declare that I / We have read and understood all the terms and conditions of the PMAY (Urban) Scheme and confirm that I / We belong to the **Economically Weaker Section (EWS)** category with annual family income not exceeding **Rs. 3.00 Lakhs**.  
मी / आम्ही याद्वारे घोषित करतो / करतो की, माझे / आमच्या कुटुंबाचे वार्षिक उत्पन्न रु. ३.०० लाख पेक्षा जास्त नाही.

**Form submitted successfully**

Your application number: **NMC\_PMA2\_1\_1**

Please use this application number for further reference

[Pay Online](#) [Back to home](#)

[View & Download Application PDF](#)

After submission of Application form successfully, beneficiary needs to click on “Pay Online” button to complete their payment process.



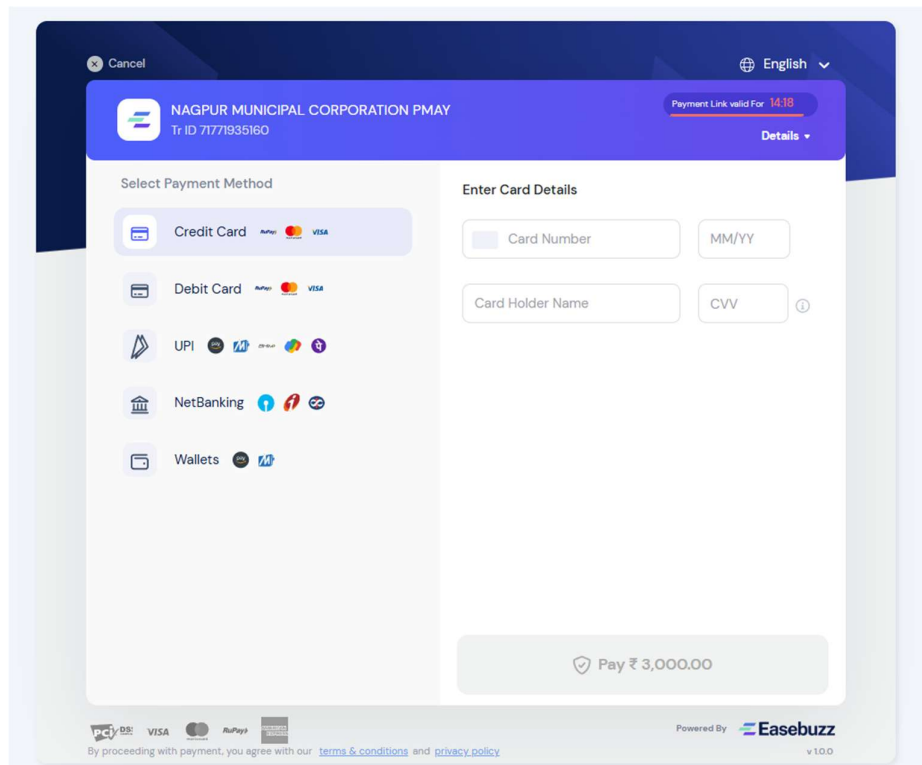
# Nagpur Municipal Corporation, Nagpur Pradhan Mantri Awas Yojana – 2.0 User Manual – Application Form & Fee Payment



## 8. Complete Payment

- Click "Pay Online" Application Fees
  - ₹3,000/- (for 1 BHK),
  - ₹5,000/- (for 2 BHK)
  - ₹8,000/- (for Both)
- Online Payment Screen. Select the payment type like Credit card, Debit Card, UPI, Net Banking & Wallets.

Please refer below given screen shot.




- After successful payment transaction following receipt will generate. Beneficiaries have to download & print that receipt to carry along with the documents during Documents verification process.

Please refer below given screen shot.



# Nagpur Municipal Corporation, Nagpur Pradhan Mantri Awas Yojana – 2.0 User Manual – Application Form & Fee Payment





**Nagpur Municipal Corporation**  
Payment Receipt For Online Yojana Application

Application No. :	NMC_PMay2_1_30
Receipt No. :	263671
Receipt Date :	24/02/2026
Name of Service :	PMAY Yojana
Payment Mode :	Online
Bank Name :	BANK OF MAHARASHTRA
Transaction ID :	137986037267
Amount (Rupees) :	3000.00
Amount in Words :	THREE THOUSANDS RUPEES ONLY

Received from **nikhil joshi** the following amount as per the details mentioned

Particulars	Amount (Rupees)
PMAY Yojana	3000.00

\*\*This is an electronically generated acknowledgement and does not require a signature.

[Print](#)
[Cancel](#)

Once receipt w generated beneficiary is eligible for the PMAY 2.0 Lottery system.

## Post-Submission Actions


### Check Status or Resume Payment

- Login > "My Application Status" or "My Application."



#### PMAY Application Status

Application ID\*  
 [Get Application](#)

Names	Data
Name Of Applicant	Nikhil Joshi
Applicant No	NMC_PMay2_1_1
Mobile No. Of Applicant	XXXXXXXXXX
Application Status	Form Submitted & Payment Pending.
Action	<a href="#" style="background-color: #007bff; color: white; padding: 2px 5px;">Pay Online</a>
Click below to view and download your application details:	<a href="#" style="color: #007bff;">View &amp; Download Application PDF</a> 



# Nagpur Municipal Corporation, Nagpur Pradhan Mantri Awas Yojana – 2.0 User Manual – Application Form & Fee Payment

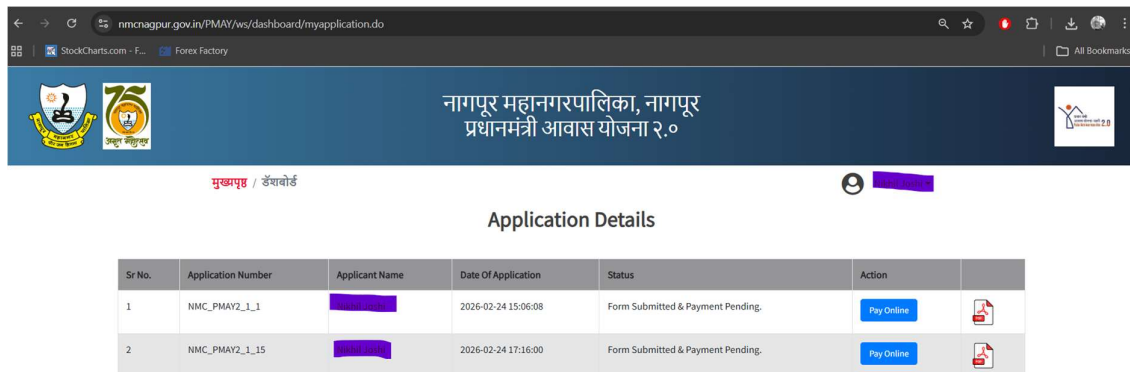


- View pending payments and "Pay Online" again.

Please refer below given screen shot.



If the payment is not completed on the first attempt, the beneficiary can check the application status through My Applications and click the Pay Now button to re-initiate the payment process.



- Download the Payment Receipt

In case Beneficiary missed to download the online payment receipt, they can download the payment receipt later through Application Status option.

Please refer below given screen shot.



# Nagpur Municipal Corporation, Nagpur Pradhan Mantri Awas Yojana – 2.0 User Manual – Application Form & Fee Payment



## PMAY Application Status

Application ID\*

NMC\_PMAV2 [REDACTED]

Get Application

Names	Data
Name Of Applicant	[REDACTED]
Applicant No	NMC_PMAV2 [REDACTED]
Mobile No. Of Applicant	[REDACTED]
Application Status	Payment Completed
Action	<a href="#">Download Receipt</a>
Click below to view and download your application details:	<a href="#">View &amp; Download Application PDF</a>

## Lottery Results

Results schedule will publish on NMC portal. Check periodically NMC Official website.

## Troubleshooting Common Issues

- OTP not received: Check signal, resend, or try alternate number.
- Form Rejection: Verify house ownership/income fields.
- Payment Failed: Use status page; contact NMC helpline.
- Browser Issues: Use Chrome/Firefox, clear cache.

## Contact Support

- **NMC Helpline:** 88558 88374, 88558 88574, 89566 52170 (on working day from 11 AM to 5 PM)
- Visit NMC Head Office on working day from 11 AM to 5 PM

## Thank You

