

NAGPUR MUNICIPAL CORPORATION
Balance Sheet as on 31.03.2022

Code No.	Description of Item	Schedule No.	Current Year Amount (Rs.)	Previous Year Amount (Rs.)
	LIABILITIES			
	<u>Reserve & Surplus</u>			
3-10	Municipal (General) Fund	B-1	23,54,81,92,788.64	14,54,00,09,178.25
3-11	Earmarked Fund	B-2	32,98,56,013.58	32,98,56,013.58
3-12	Reserves	B-3	-	-
	Total Reserves & Surplus		23,87,80,48,802.22	14,86,98,65,191.83
3-20	Grants, Contribution for specific purposes	B-4	22,18,04,86,597.67	21,63,20,02,402.67
	<u>Loan</u>			
3-30	Secured Loan	B-5	4,91,28,35,436.00	4,43,77,02,773.00
3-31	Unsecured Loan	B-6	-3,65,58,793.00	-3,65,58,793.00
	Total Loans		4,87,62,76,643.00	4,40,11,43,980.00
	<u>Current Liabilities and Provisions</u>			
3-40	Deposits Received	B-7	3,30,27,09,280.93	3,11,40,29,162.18
3-41	Deposit works	B-8	18,41,062.00	18,10,140.00
3-50	Other Liabilities (Sundry Creditors)	B-9	4,24,31,79,563.41	5,56,79,23,543.91
3-60	Provisions	B-10	-	-
	Total Current Liabilities and Provisions		7,54,77,29,906.34	8,68,37,62,846.09
	TOTAL LIABILITIES		58,48,25,41,949.23	49,58,67,74,420.59
	ASSETS			
	<u>Fixed Assets</u>	B-11		
4-10	Gross Block		45,35,98,63,344.50	41,41,20,61,606.36
4-11	Less: Accumulated Depreciation		23,50,26,99,945.84	20,74,62,78,487.84
	Net Block		21,85,71,63,398.66	20,66,57,83,118.52
4-12	Capital Work in Progress		11,51,92,88,591.39	11,51,92,88,591.39
	Total Fixed Assets		33,37,64,51,990.05	32,18,50,71,709.91
	<u>Investment</u>			
4-20	Investment- General fund	B-12	98,88,20,024.00	2,07,02,39,137.00
4-21	Investment- Other funds	B-13	-	-
	Total Investment		98,88,20,024.00	2,07,02,39,137.00
	<u>Current Assets, Loan and Advances</u>			
4-30	Stock in Hand (Inventories)	B-14	88,76,296.00	88,76,296.00
	<u>Sundry Debtors (Receivables)</u>	B-15		
4-31	Gross amount outstanding		14,08,03,07,463.00	8,23,07,91,463.00
	Less: Accumulated provision against bad doubtful receivables		-	-
4-32	Net amount outstanding		14,08,03,07,463.00	8,23,07,91,463.00
4-40	Prepaid Expenses	B-16	-	-
4-50-	Cash and Bank Balance	B-17	9,32,44,60,557.56	6,39,88,68,021.06
4-60	Loan, advances and deposits	B-18	70,36,25,618.63	69,29,27,793.63
4-61	Less: Accumulated provision against loan		-	-
	Net amount outstanding		70,36,25,618.63	69,29,27,793.63
	Total Current Assets, Loan & Advances		24,11,72,69,935.19	15,33,14,63,573.69
4-70	Other Assets	B-19	-	-
4-80	Miscellaneous Expenditure (to the extent not written off)	B-20	-	-
	TOTAL ASSETS		58,48,25,41,949.23	49,58,67,74,420.59

[Signature]
Asst. Chief Accounts & Finance Officer
Nagpur Municipal Corporation

[Signature]
Chief Accounts & Finance Officer
Nagpur Municipal Corporation

[Signature]
Commissioner
Nagpur Municipal Corporation

Subject to Notes to Accounts
Compiled By
For MANOHAR AND VENKATA
CHARTERED ACCOUNTANT
FRN 0006725

[Signature]
CA ASHISH DHAPADE
(Partner)
M.No.145190
Date: 02/07/23


Audited By
FOR TRIPATHY & CO.
CHARTERED ACCOUNTANT
FRN 315012E

[Signature]
CA SOURABH PALIWAL
(Partner)
M.No.144967



NAGPUR MUNICIPAL CORPORATION
Income & Expenditure Statement for the period from 01.04.2021 to 31.03.2022


Code No	Item/Head of Account	Schedule No	Current year Amount (Rs)	Previous year Amount (Rs)
1	2	3	4	5
	INCOME			
1-10	Tax Revenue	I-1	7,78,48,46,727.02	2,15,86,83,299.60
1-20	Assigned Revenue & Compensation	I-2	17,08,30,000.00	14,11,35,357.00
1-30	Rental Income from Municipal Properties	I-3	8,11,24,310.36	6,46,08,845.89
1-40	Fees & User Charges	I-4	4,45,92,76,176.74	3,09,42,75,519.80
1-50	Sale & Hire Charges	I-5	44,08,625.00	78,54,651.00
1-60	Revenue Grants, Contributions & Subsidies	I-6	14,31,12,21,325.00	12,24,69,25,914.60
1-70	Income from Investments	I-7	4,56,56,665.00	6,31,25,196.00
1-71	Interest Earned	I-8	15,16,19,099.00	18,32,49,493.60
1-80	Other Income	I-9	87,03,51,859.70	29,63,27,025.40
A	Total - INCOME		27,87,93,34,787.82	18,25,61,85,302.89
	EXPENDITURE			
2-10	Establishment Expenses	I-10	6,25,87,97,486.00	5,38,04,45,740.00
2-20	Administrative Expenses	I-11	1,29,19,02,703.00	1,30,24,41,360.00
2-30	Operations & Maintenance	I-12	5,75,57,69,765.00	7,64,70,55,711.03
2-40	Interest & Finance Expenses	I-13	1,99,837.90	5,61,616.98
2-50	Programme Expenses	I-14	1,62,94,59,630.00	96,22,86,950.00
2-60	Revenue Grants, Contributions & subsidies	I-15	92,24,74,334.00	86,06,69,270.00
2-70	Provisions & Write off	I-16	-	-
2.71	Miscellaneous Expenses	I-17	22,86,81,740.00	26,61,49,694.00
2-72	Depreciation		2,75,64,21,458.00	2530640620
B	Total - EXPENDITURE		18,84,37,06,953.90	18,95,02,50,962.01
	Gross surplus/ (deficit) of income over expenditure before			
(A-8)	Prior Period Items		9,03,56,27,833.92	-69,40,65,659.12
2-80	Add: Prior period Items (Net)	I-18	-1,49,27,200.00	-99,89,980.00
	Gross surplus/ (deficit) of income over expenditure after			
	Prior Period Items		9,02,07,00,633.92	-70,40,55,639.12
2.90	Less: Transfer to Reserve Funds			
	Net balance being surplus/ deficit carried over to			
	Municipal Fund		9,02,07,00,633.92	-70,40,55,639.12


Asst. Chief Accounts & Finance Officer
Nagpur Municipal Corporation


Chief Accounts & Finance Officer
Nagpur Municipal Corporation



Commissioner
Nagpur Municipal Corporation

Compiled By
For MANOHAR AND VENKATA
CHARTERED ACCOUNTANT
FRN 0096725


CA ASHISH DHAPADE
(Partner)
M.No.145190
Date :



Audited By
FOR TRIPATHY & CO.
CHARTERED ACCOUNTANT
FRN 315012E


CA SOURABH PALIWAL
(Partner)
M.No.144967

